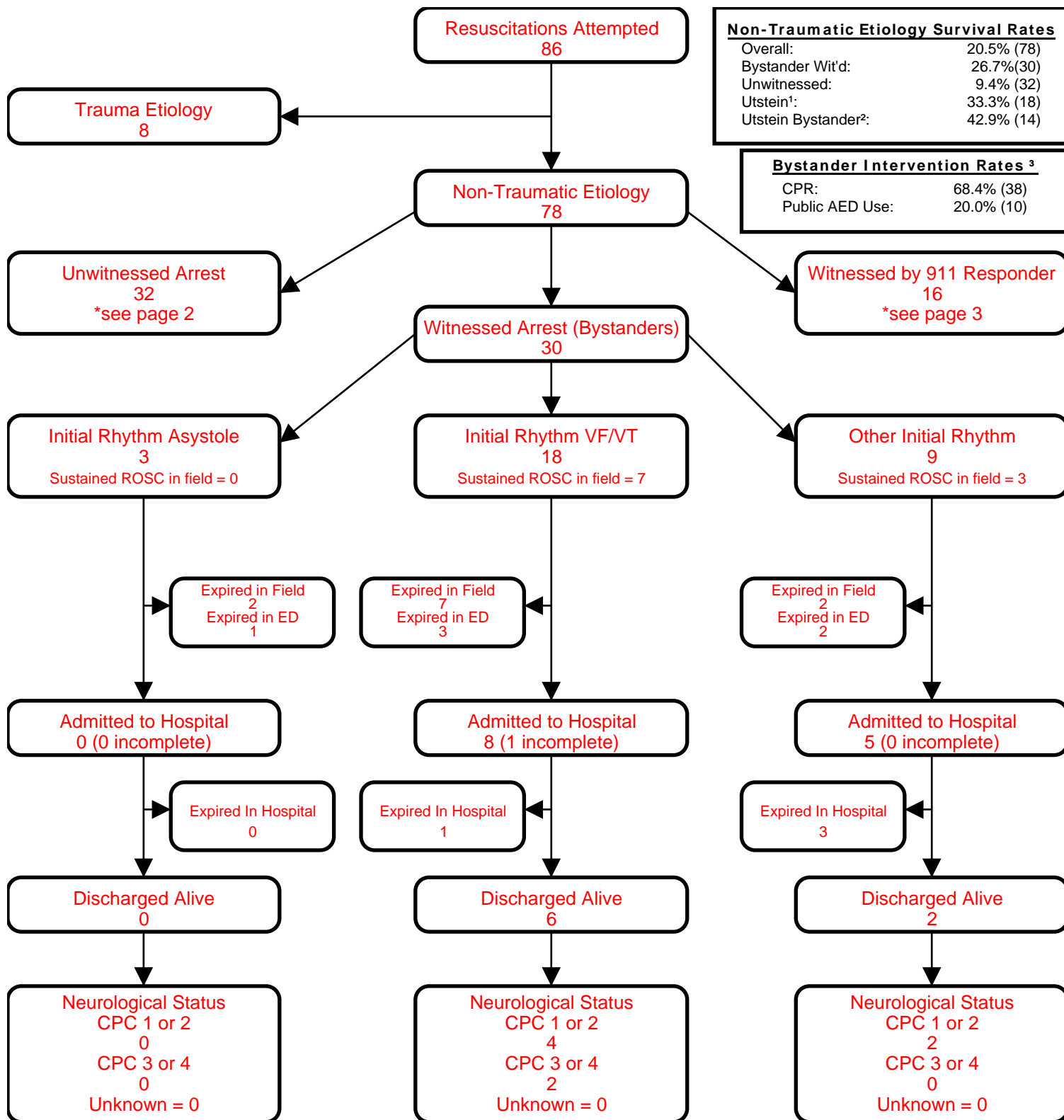


Utstein Survival Report

Johnson County EMS System

Service Date: From 04/01/2017 Through 06/30/2017



Non-Traumatic Etiology Survival Rates	
Overall:	20.5% (78)
Bystander Wit'd:	26.7%(30)
Unwitnessed:	9.4% (32)
Utstein ¹ :	33.3% (18)
Utstein Bystander ² :	42.9% (14)

Bystander Intervention Rates ³	
CPR:	68.4% (38)
Public AED Use:	20.0% (10)

¹Utstein: Witnessed by bystander and found in shockable rhythm.

²Utstein Bystander: Witnessed by bystander, found in shockable rhythm, and received some bystander intervention (CPR and/or AED application).

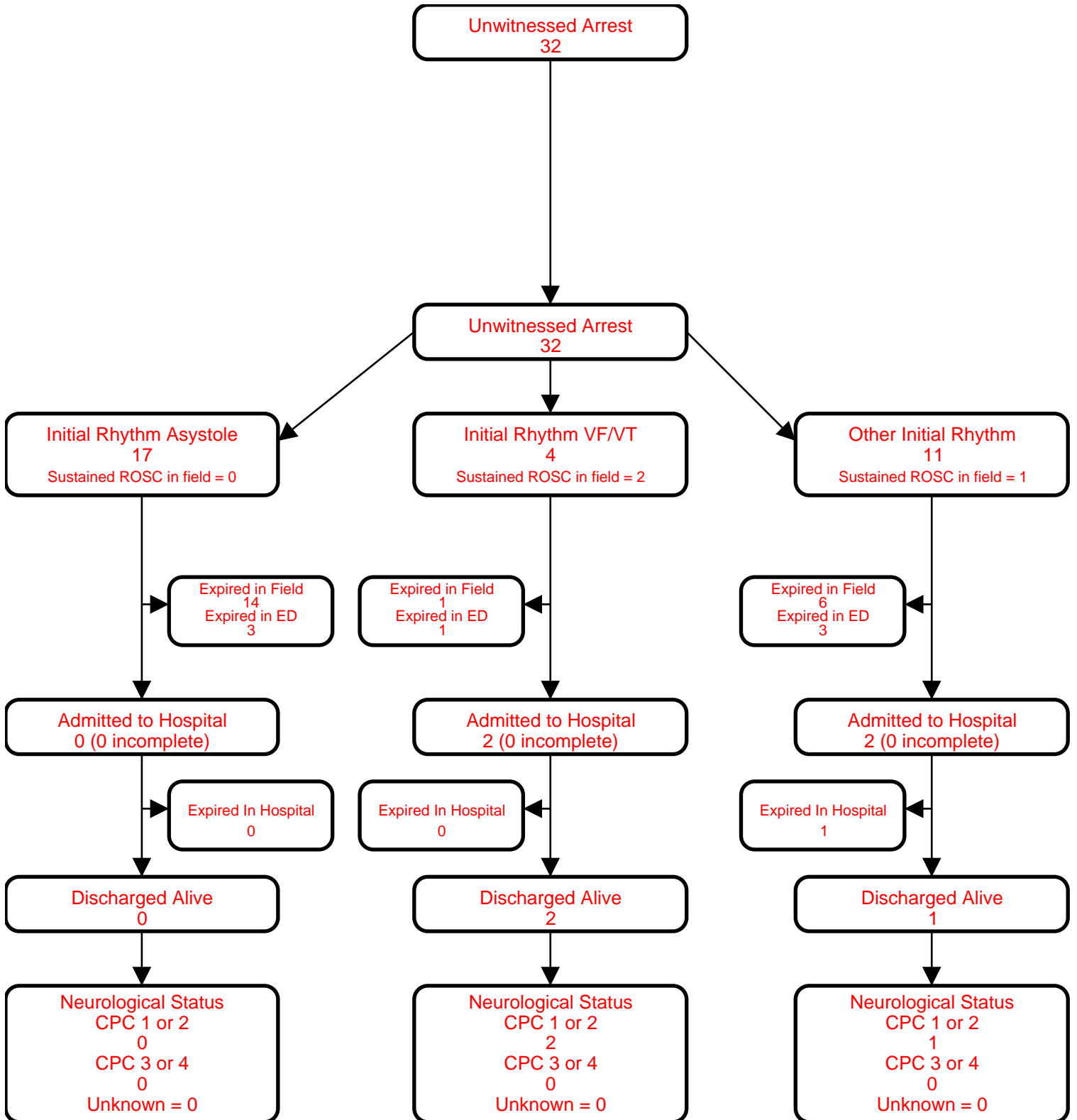
³Bystander CPR rate excludes 911 Responder Witnessed, Nursing Home, and Healthcare Facility arrests. Public AED Use rate excludes 911 Responder Witnessed, Home/Residence, Nursing Home, and Healthcare Facility arrests.

*Only data from the previous calendar year is fully audited. Data from the current calendar year is dynamic.

Utstein Survival Report

Johnson County EMS System

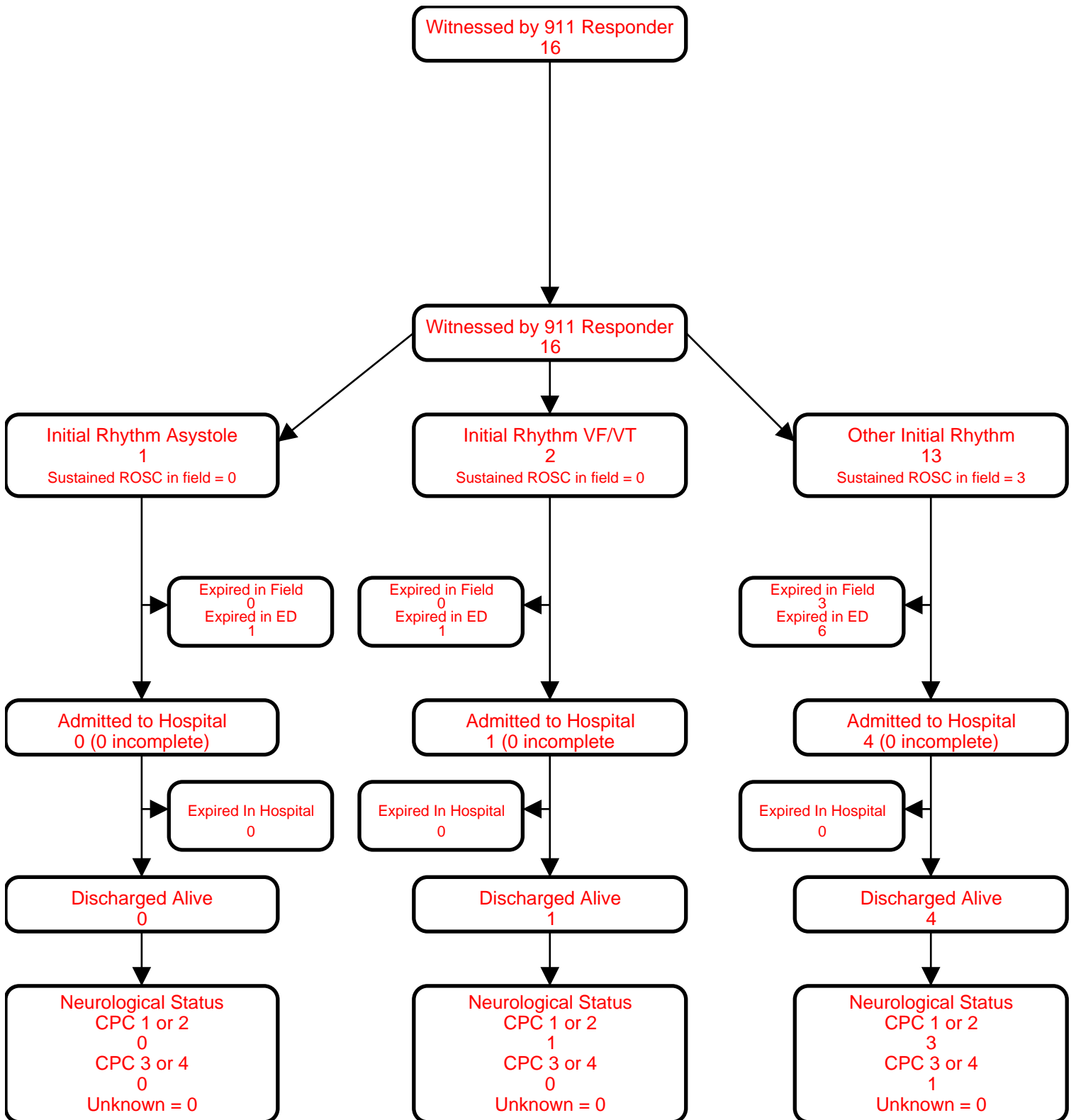
Service Date: From 04/01/2017 Through 06/30/2017



Utstein Survival Report

Johnson County EMS System

Service Date: From 04/01/2017 Through 06/30/2017



Utstein Survival Report

Johnson County EMS System

Service Date: From 04/01/2017 Through 06/30/2017

Incomplete Data

Incident #	Service Date	Dest. Hospital	Transfer Hospital	ER Outcome	Hosp Outcome	Neuro Outcome
171610094	2017-06-10	0002 - Overland Park Regional	Left Blank	Admitted to hospital	Not yet determined	Left Blank